SABS 1123 (SANS 1123) 4000kPa Flange Dimension Chart

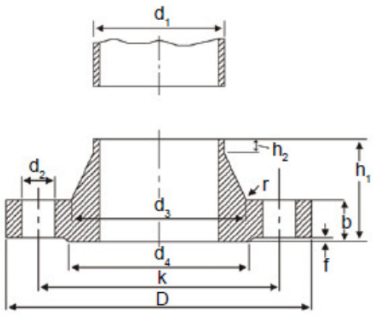

Type NP/2

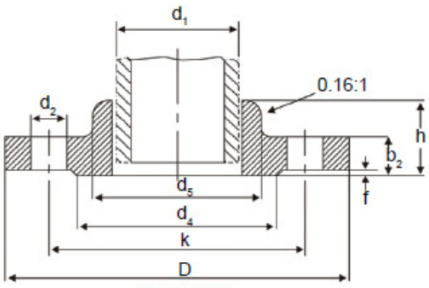

Type NP/4

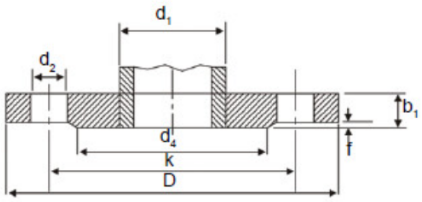

Type NP/3

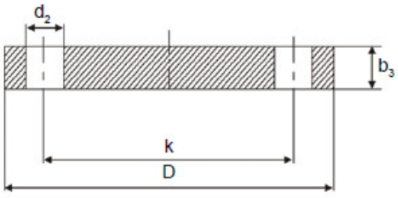

Type NP/8

Nominal pressure 4000 kPa											4000/2 = Table 24 4000/3 = Table 25				4000/4 = Table 26 4000/8 = Table 28			
Nom. Size	Pipe OD	Flange							Raised face		Bolting	Drilling			Neck			Boss
	d_1	D	b	b_1	b_2	b_3	h	h_1	d_4	f		No.	d_2	k	d_3	h_2	r	d_5
10	17.2	90	12	12	12	12	18	35	40	2	M12	4	14	60	28	6	4	30
15	21.3	95	14	14	14	14	20	38	45	2	M12	4	14	65	32	6	4	35
20	26.9	105	14	14	14	14	22	40	58	2	M12	4	14	75	40	6	4	45
25	33.7	115	16	16	16	16	26	40	68	2	M12	4	14	85	46	6	4	52
32	42.4	140	18	18	18	18	30	42	78	2	M16	4	18	100	55	6	6	60
40	48.3	150	18	20	18	20	32	45	88	3	M16	4	18	110	64	7	6	70
50	60.3	165	20	20	20	20	34	48	102	3	M16	4	18	125	75	8	6	85
65	73.0	185	22	22	22	22	38	52	122	3	M16	8	18	145	90	10	6	105
80	88.9	200	24	22	24	22	40	58	138	3	M16	8	18	160	105	12	8	118
100	114.3	235	24	25	24	25	44	65	162	3	M20	8	22	190	134	12	8	145
*125	139.7	270	26	28	26	28	48	68	188	3	M24	8	26	220	162	12	8	170
150	168.3	300	28	30	28	30	52	75	218	3	M24	8	26	250	192	120	10	200
*175	193.7	350	32	32	-	32	-	82	260	3	M24	12	26	295	218	15	10	-
200	219.1	375	34	32	-	32	-	88	285	3	M24	12	26	320	244	16	10	-
*225	244.5	420	36	35	-	35	-	100	315	3	M30	12	33	355	275	18	12	-
250	273.0	450	38	38	-	38	-	105	345	3	M30	12	33	385	306	18	12	-
300	323.9	515	42	40	-	40	-	115	410	4	M30	16	33	450	362	18	12	-
350	355.6	580	46	45	-	45	-	125	465	4	M30	16	33	510	408	20	12	-
400	406.4	660	50	50	-	50	-	135	535	4	M36	16	39	585	462	20	12	-
450	457.2	685	52	60	-	60	-	140	575	4	M36	20	39	610	510	20	12	-
500	508.0	755	52	70	-	70	-	140	615	4	M36	20	39	670	562	20	12	-
550	-	-	-	-	-	-	-	-	-	-	-	-	-	-	-	-	-	-
600	-	-	-	-	-	-	-	-	-	-	-	-	-	-	-	-	-	-